

HOW TO PRINT TICKETS

Learn how to print PDF tickets through Account Manager

1. Log into your [Account Manager](#)
2. Click “manage my tickets”.

Manage My Tickets

My Ticket Options

TRANSFER
Transfer tickets to friends.

PRINT
Print your ticket.

SELL
List your tickets for sale.

DONATE TICKETS
Donate your tickets to charity.

manage my tickets

My Upcoming Events

3. Click on the month where your game takes place.


November 2015 ▼

- August 2015 (1 events; 2 tickets)
- September 2015 (2 events; 5 tickets)
- October 2015 (1 events; 2 tickets)
- ✓ November 2015 (3 events; 6 tickets)
- December 2015 (2 events; 4 tickets)
- January 2016 (1 events; 2 tickets)

		Tue	Wed
			4
8	9	10	11

4. Go to the date of the event you wish to manage and click the event.

January 2016

Sun	Mon	Tue	Wed
3 San Diego Ch... 	4	5	6
10	11	12	13

5. Click on the "Print-at-Home" Button.

Select an action below to manage your seats. 

 **Print-at-Home**  **Transfer tickets**  **Donate to Charity**

Section 522, Row 32

You have 1 seat(s)


seat details

current entry method to event

Seat 19

Action required

6. Select which seats you would like to print.

Select an action below to manage your seats. 



Print-at-Home



Transfer tickets



Donate to Charity

Section 522, Row 32

You have 1 seat(s)

seat details

current entry method to event



Seat 19

Action required

7. Click ‘Print (# of seats)’ button on the top right.


[Edit Your Posting](#) [manage more tickets](#) [print \(1\)](#)




[back to January](#)

JAN
3
SUN

San Diego Chargers
Sports Authority Field - 2:25 PM
Mobile Entry

[ticket detail](#) [ticket history](#)

Select an action below to manage your seats. 

 **Print-at-Home**  **Transfer tickets**  **Donate to Charity**

Section 522, Row 32 **You have 1 seat(s)** [Select All](#)

seat details current entry method to event ticket status

Seat 19 Action required

8. When the white box pops up, if you would like to create new barcodes click the box next to “Reprinting tickets?”

9. Then, click the “Continue to print” button.

Below are your selected seats to print. Close X

Review your selected seats below. Note: You may discard a seat by deselecting the checkbox.

Reprinting tickets? Check this box if you wish to generate new barcodes for misplaced or stolen tickets. Your previously printed or issued tickets will no longer be valid.

Selected Tickets (1 events; 1 tickets)

San Diego Chargers
Sun, Jan 3, 2016 2:25 PM || Sports Authority Field
Section 522, Row 32

Seat 19

cancel **Continue to print**

10. Please check the box to “Agree to the terms of use” and click the “submit” button.


Print Tickets

Below is a summary of the **1 item(s)** you have selected to print.

Note: You must print tickets at least prior to the start of the event. If you have any questions, please contact customer service at 720-258-3333.

If any of the tickets below are currently on a Card (Membership or Credit Card), they will no longer be valid. Please use the printed ticket for entry

Items Selected to Print

				edit items
item		details	fee	fee total
	San Diego Chargers Sun, Jan 3, 2016 2:25 PM Sports Authority Field	Section 522 Row 32 Seat 19	\$0.00	\$0.00

Print Fee Total \$0.00

Total Due \$0.00

I agree to the **terms of use**. By using this Print service you agree that your personal information will be used and disclosed as permitted by the My Denver Broncos **Privacy Policy**, which allows the Denver Broncos, Ticketmaster and others to send you event-related information and other special offers. If you have any questions please contact 720-258-3333.

Total Amount

\$0.00

submit

11. Your tickets will be available as a PDF file to save or print.